

The first diagram shows a horizontal line and a point S above it. A vertical line segment connects S to the horizontal line, meeting it at a right angle. The second diagram shows a circle tangent to the horizontal line and passing through S. A vertical line segment connects S to the horizontal line, meeting it at a right angle. The third diagram shows the center of the circle on the vertical line segment connecting S to the horizontal line. The center is marked with a dot, and a circle is drawn around it, tangent to the horizontal line and passing through S.

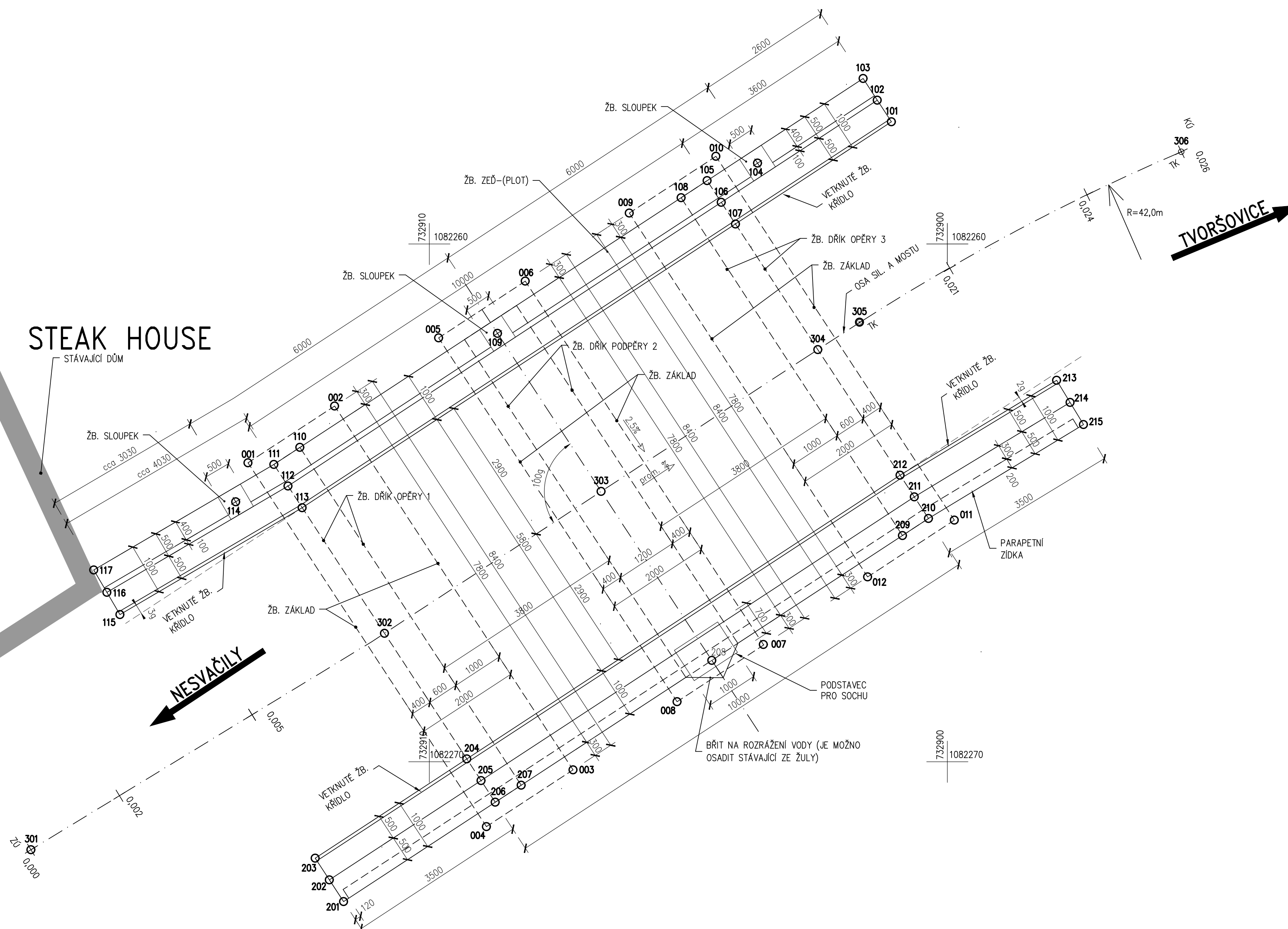
ZÁKLADY

δ .	Y [m]	X [m]
001	73291.3502	1082264.22
002	732911.829	1082263.12
003	732907.226	1082270.15
004	732908.899	1082271.25
005	732909.821	1082261.81
006	732908.148	1082260.71
007	732903.551	1082267.73
008	732905.218	1082268.84
009	732906.141	1082259.40
010	732904.468	1082258.30
011	732899.865	1082265.33
012	732901.538	1082266.42

ξ	Y [m]	X [m]
101	732901.079	1082257.640
102	732901.353	1082257.222
103	732901.627	1082256.804
104	732903.664	1082258.438
105	732904.638	1082258.777
106	732904.364	1082259.195
107	732904.090	1082259.613
108	732905.140	1082259.105
109	732908.683	1082261.726
110	732912.501	1082263.928
111	732913.003	1082264.256
112	732912.729	1082264.675
113	732912.455	1082265.093
114	732913.739	1082264.978
115	732915.973	1082267.157
116	732916.226	1082266.726
117	732916.479	1082266.296

ξ	Y [m]	X [m]
201	732911.656	1082272.699
202	732911.930	1082272.281
203	732912.204	1082271.862
204	732909.277	1082269.944
205	732909.003	1082270.363
206	732908.729	1082270.781
207	732908.227	1082270.452
208	732904.546	1082268.041
209	732900.866	1082265.630
210	732900.364	1082265.300
211	732900.638	1082264.883
212	732900.912	1082264.465
213	732897.890	1082262.636
214	732897.630	1082263.059
215	732897.371	1082263.486

č.	Y [m]	X [m]
301	732917.692	1082271.698
302	732910.866	1082267.519
303	732906.683	1082264.779
304	732902.500	1082262.040
305	732901.695	1082261.511
306	732895.483	1082258.219



Investor








References



Zborovská 11, 150 21 Praha 5

SOUŘAD. SYSTÉM: S-JTSH

VÝŠKOVÝ SYSTÉM: Bpv

VEDOUCÍ PROJEKTANT	ING. JAN NOVÁČEK	     	Zhotovitel: Bridges s.r.o. Šumš 51/27 162 00 Praha 6 – Střehovice	
ZODPOVĚDNÝ PROJEKTANT	ING. JIŘÍ KUČERA		 4bridges	
VÝPRAVOVÁL	ING. JIŘÍ KUČERA			
KONTROLOVÁL	ING. PAVEL KOLČNÍK			
KRAJ : JIHOVMORAVSKÝ	OKRES :		DATUM 10/2021	
STAVBA:			FORMÁT 8x44	
III/11456, Tvoršovice, most ev.č. 11456-1 přes potok - oprava			MĚŘÍTKO 1:50	
			ÚČEL PDPS	
			ČÍS. ZAKÁZKY 19015	
			ARCHIVNÍ ČÍS.	
NÁZEV VÝKRESU			ČÍS. SOUPRAVY	PŘÍLOHA
VÝKRES VYTÝČENÍ				208